BLM DISPENSER

Water medication made easy

BEACHPORT LIQUID MINERALS
livestock supplements

The stainless steel BLM Dispenser is extremely robust and specially designed to allow the fine sieved Beachport Liquid Minerals to meter out over approximately 48 to 72 hours (depending on the temperature), allowing all animals on the water point to have access to the product. It simply screws onto a 5L, 10L or 20L dispenser drum or similar spare drum. The dispenser works on air and water pressure so water replaces the product in the drum over the dosing period. Allow the drum to move freely in the trough, as movement is part of the distribution of product.

STEP 1

What you will need:

- 1 x measuring jug
- 1 x BLM Dispenser
- 1 x Empty dispenser drum
- Beachport Liquid Minerals product

STEP 2

Calculate required dose amount for the livestock and pour into the measuring jug. Dose rates per head can be found on the back of the drum or you can use the dose rate calculator on the Beachport Liquid Minerals Website.

STEP 3

Pour the calculated amount of product into the empty dispenser drum. Remember for the dispenser to work efficiently the drum needs to contain at least 2L space for air pressure. i.e. 20L drum with maximum 18L of liquid or 10L drum with maximum 8L liquid.

STEP 4

Screw the stainless steel dispenser into the dispenser drum.



STEP 5

The dispenser contains a grub screw on either side, this allows the product to be dispensed into the trough and water to go back into the drum to act as a weight.

STEP 6

Place the drum into the water system with the dispenser in the water. Come back in 72 hours to collect. You can empty replaced water back into trough. If you can't collect in that time simply collect during your normal schedule, after the 3 day period.

Not recommended to leave for too long as the dispenser may get blocked.

BLM DISPENSER

Water medication made easy

BEACHPORT LIQUID MINERALS
livestock supplements

MAINTENANCE & CLEANING

FOR GENERAL CLEANING:

- We recommend washing the dispenser in hot water and blowing out the two holes (grub screws) in the head of the dispenser with an air compressor.
- For calcium build-up, dip Dispenser into CLR and rinse.
- To avoid calcium build-up do not leave dispenser in trough for any extensive amount of time.

IF THERE APPEARS TO BE A BLOCKAGE:

- The two grub screws are easily removable with appropriate size Allen key.
- Once grub screws are removed, the dispenser can be blown out with the use of an air compressor to remove any blockage.
- Keep in mind the two grub screws are different sizes and need to go back into the correct order to maintain the correct dispensing time.

The grub screw with the larger hole goes in the top hole.



The grub screw with the smaller hole goes in the bottom hole.



CHECKLIST

Is the water in the trough reasonably clean? Unclean water can cause blockages to the holes in the dispenser i.e. grass, soil etc.

Has some air space been left in the dispensing drum?
The maximum amount of product you can have in a 20L drum is 18L leaving 2L of air. For a 10L drum only fill with 8L of product. For a 5L drum only fill with a maximum of 4L. The dispenser operates on air and water pressure so it needs this space of air to function correctly.

The dispenser is not dispensing the product over the 48 to 72 hour period?
Water quality and temperature may have a small effect on the flow rate. Very hard water may slow the process a little; just leave the drum for an extra day.

Have you left the dispenser in the trough for a long period of time?
It is not recommended to leave the dispenser in the trough for lengthy periods as you can risk sediment build up, blocking the dispenser. A good clean is recommended if this occurs, see Maintenance & Cleaning instructions.

There is still product/water in the drum after 3 days.
Trough water replaces the same volume of product you put in the drum. Keep in mind it will be a slight tea colour from the water mixing with the product.

For further assistance you can call the Beachport Liquid Minerals head office on (08) 8725 4668.